

# PERSONAL WELLNESS ASSESSMENT

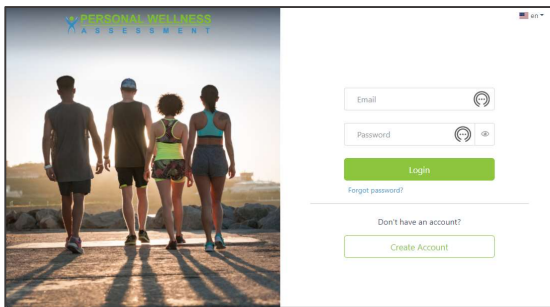
## Feature Sheet

INCLUDES A CORPORATE WELLNESS TREND REPORT

User-Friendly • Private • Confidential

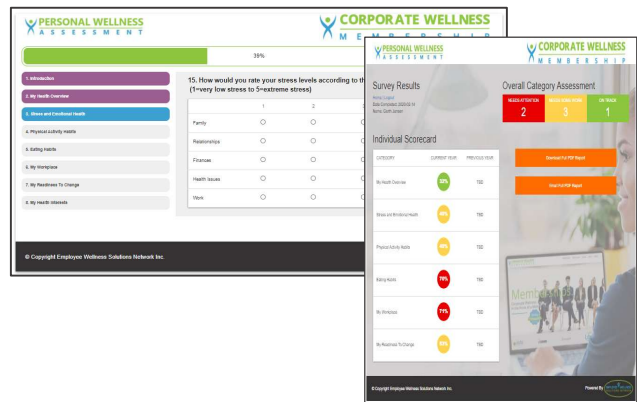
### CUSTOM LOG-IN PAGE

- Organization's logo
- Easy member registration



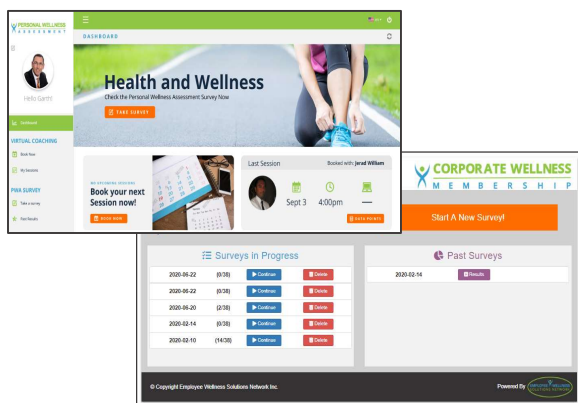
### INDIVIDUAL ASSESSMENT

- User-friendly health survey
- Health risks and interests
- PDF Scorecard



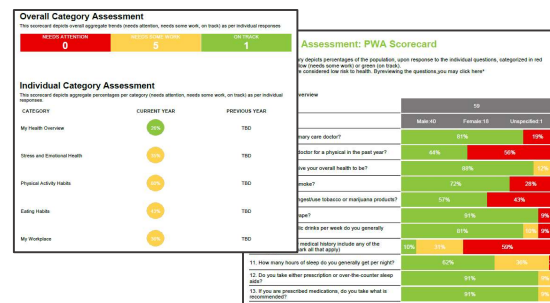
### MEMBER PORTAL

- Personal Wellness Assessment
- Access past reports
- Access to wellness resources



### CORPORATE TREND REPORT

- Trends and focus areas
- Interest for programming
- Wellness program recommendations



[pwa@ewsnetwork.com](mailto:pwa@ewsnetwork.com)

